

**For Immediate
Release:
July 10, 2019**

**CONTACT:
Cheryl Terpening
MLSSAZ President
520 907-2437**

**Sean Murphy
Executive Vice President
(520) 382-8792**

**Randy Rogers
CEO, MLSSAZ
(520) 327-4218**

Multiple Listing Service of Southern Arizona Monthly Statistics June 2019

The Rental Statistics summarize the active inventory, rented inventory, and days on market for each rental property type.

Below are some highlights from the June Rental Statistics:

- Total Active listings for June were 258.
- The number of properties rented this month was 200.
- The Average monthly rent for Casita/Guesthouse was \$645.
- The Average monthly rent for Condominiums was \$926.
- The Average monthly rent for Mobile Homes was \$0.
- The Average monthly rent for Manufactured Single Family Residence's was \$1,500.
- The Average monthly rent for Single Family Residence's was \$1,835.
- The Average monthly rent for Townhomes was \$1,020.
- Average Days on Market was 22.



Lifestyle Opportunities:

No matter what area or type of home you are interested in, you have a variety of options.

Financial:

Multiple financing opportunities are available

Talk to a REALTOR®!

With the complexity of a real estate transaction, you need a REALTOR®.

Cheryl Terpening
2019 MLSSAZ President

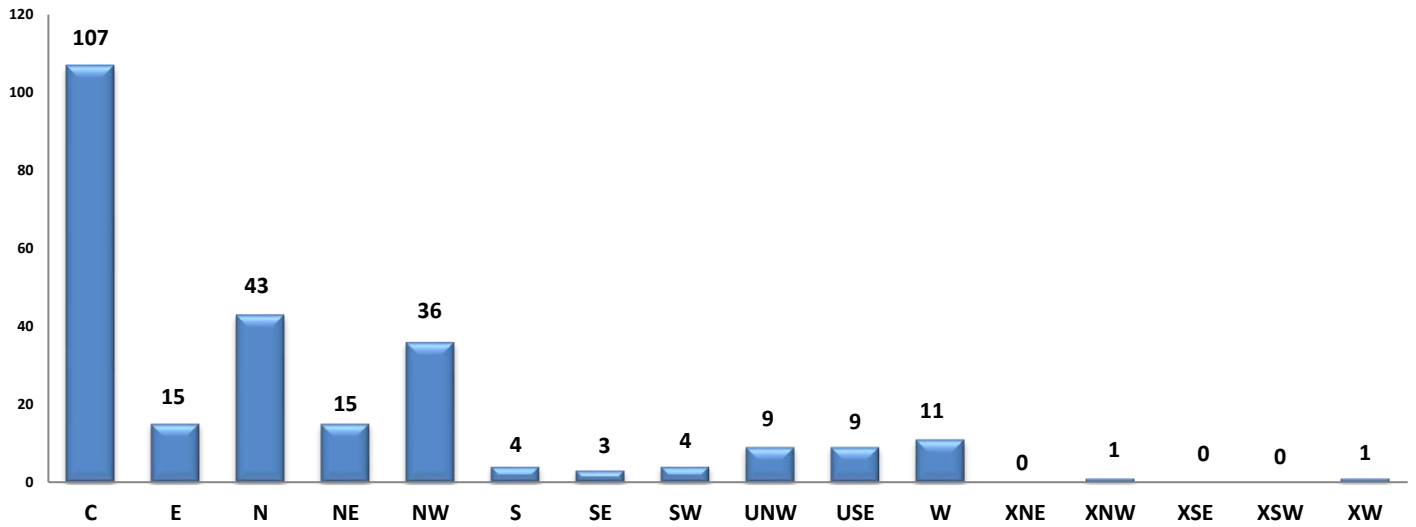
Barbara Wilson
2019 TAR President



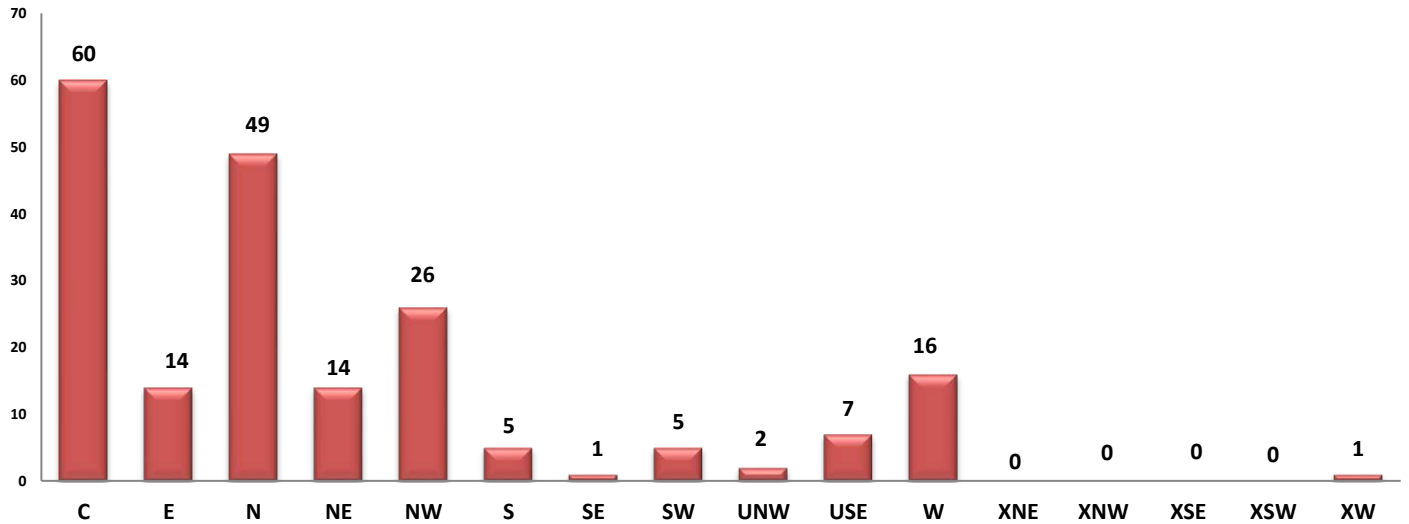
The MLS of Southern Arizona is a wholly owned subsidiary of the Tucson Association of REALTORS®, dedicated to providing a reliable real estate database for members and the public. The Association represents the interests of 5,400 professionals in the real estate industry, and is affiliated with the National Association of REALTORS®. REALTOR® is a registered collective membership mark which may only be used by professionals who are members and subscribe to its strict code of ethics.

Rentals - Unfurnished Only

Active Listings - June 2019 - 258



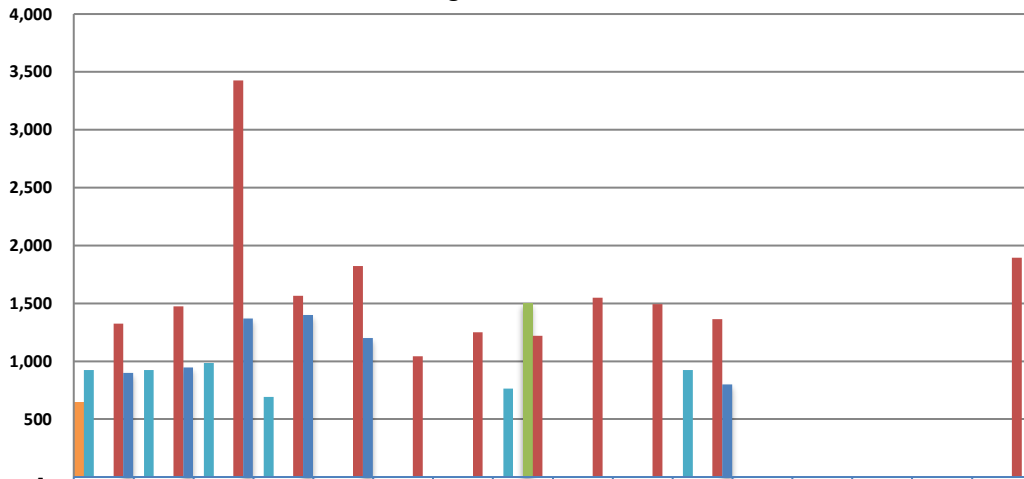
Rented During June 2019 - 200



PLEASE NOTE: The data contained in this report is dynamic in nature and therefore subject to change and adjustment with the passage of time. These figures and charts are an approximation of the flow of business as observed through the Multiple Listing Service of Southern Arizona. This report does not represent all real estate activity in the area as it does not include unrepresented sales, commercial sales or a substantial portion of new home sales. Though the data and materials presented here are deemed to be substantially correct, neither the Tucson Association of REALTORS® nor the Multiple Listing Service of Southern Arizona guarantees, or is in any way responsible for its accuracy.

Rented Listings - June 2019

Average Rent Amount

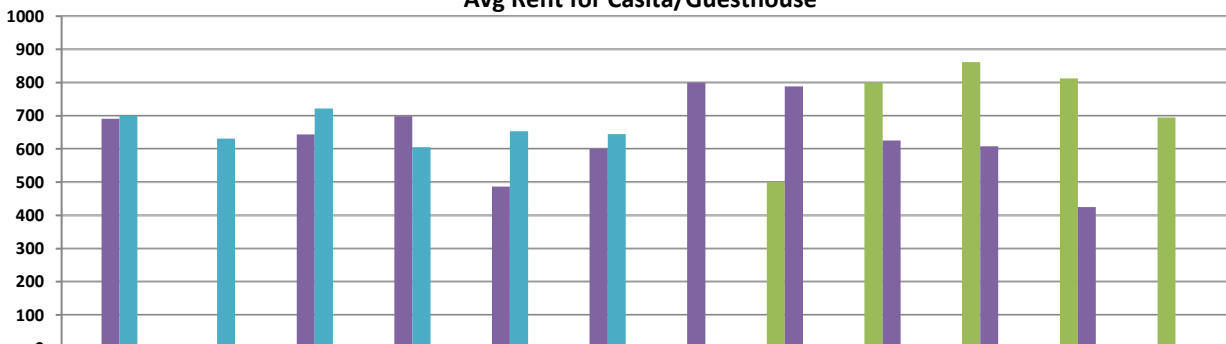


	C	E	N	NE	NW	S	SE	SW	UNW	USE	W	XNE	XNW	XSE	XSW	XW
C/G	645	-	-	-	-	-	-	-	-	-	-	-	-	-	-	-
CND	923	925	985	691	-	-	-	765	-	-	925	-	-	-	-	-
MH	-	-	-	-	-	-	-	-	-	-	-	-	-	-	-	-
MSFR	-	-	-	-	-	-	-	1,500	-	-	-	-	-	-	-	-
SFR	1,324	1,474	3,427	1,565	1,822	1,044	1,250	1,221	1,550	1,495	1,364	-	-	-	-	1,895
TH	900	947	1,370	1,400	1,200	-	-	-	-	-	801	-	-	-	-	-

Area	# of Listings
C	60
E	14
N	49
NE	14
NW	26
S	5
SE	1
SW	5
UNW	2
USE	7
W	16
XNE	0
XNW	0
XSE	0
XSW	0
XW	1

Avg Rent for Casita/Guesthouse - June 2019

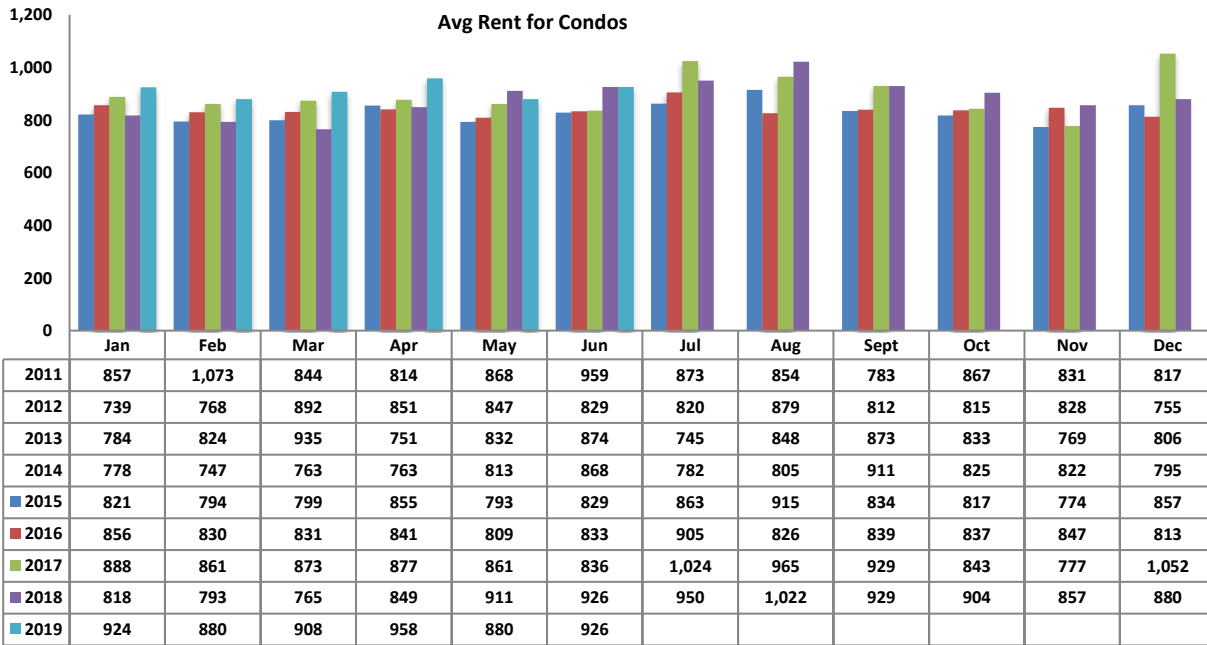
Avg Rent for Casita/Guesthouse



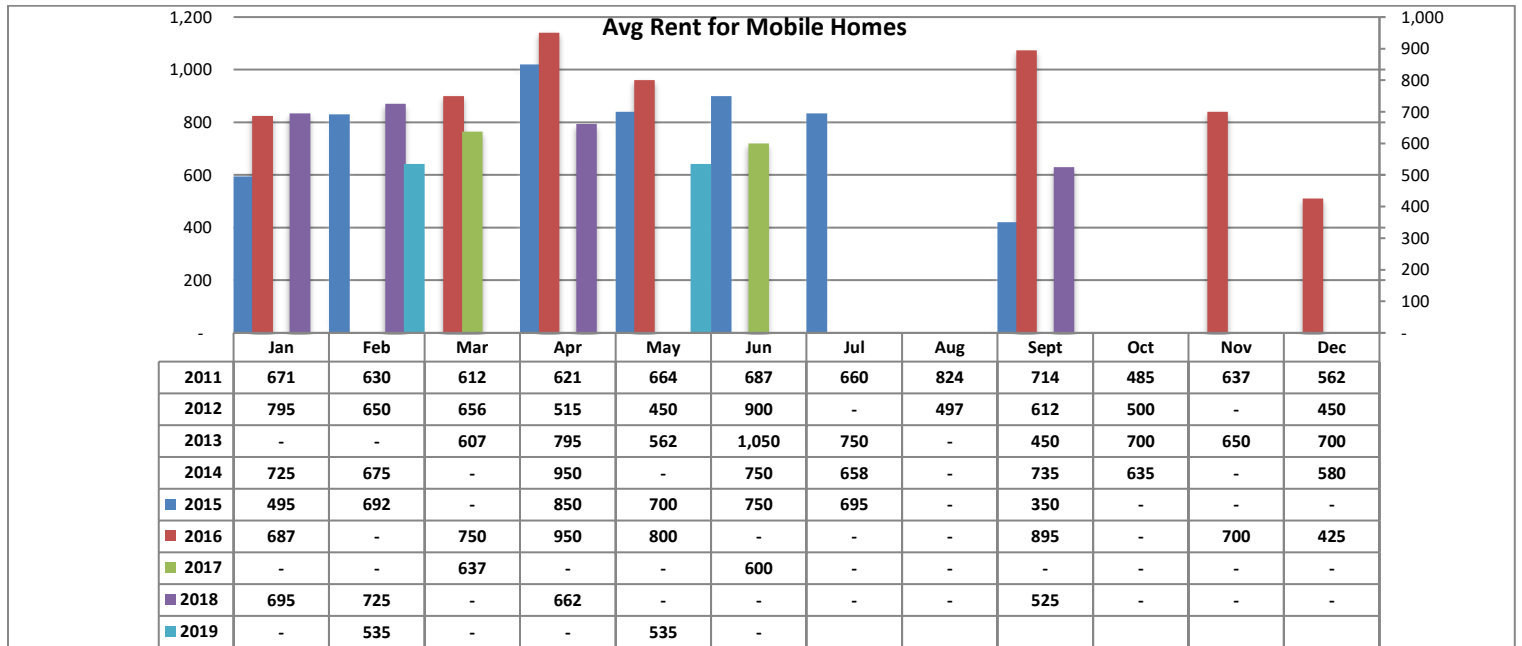
	Jan	Feb	Mar	Apr	May	Jun	Jul	Aug	Sept	Oct	Nov	Dec
2017	0	0	0	0	0	0	0	500	800	862	812	695
2018	691	0	644	699	487	600	800	788	625	608	425	0
2019	700	631	722	605	653	645						

PLEASE NOTE: The data contained in this report is dynamic in nature and therefore subject to change and adjustment with the passage of time. These figures and charts are an approximation of the flow of business as observed through the Multiple Listing Service of Southern Arizona. This report does not represent all real estate activity in the area as it does not include unrepresented sales, commercial sales or a substantial portion of new home sales. Though the data and materials presented here are deemed to be substantially correct, neither the Tucson Association of REALTORS® nor the Multiple Listing Service of Southern Arizona guarantees, or is in any way responsible for its accuracy.

Avg Rent for Condos - June 2019

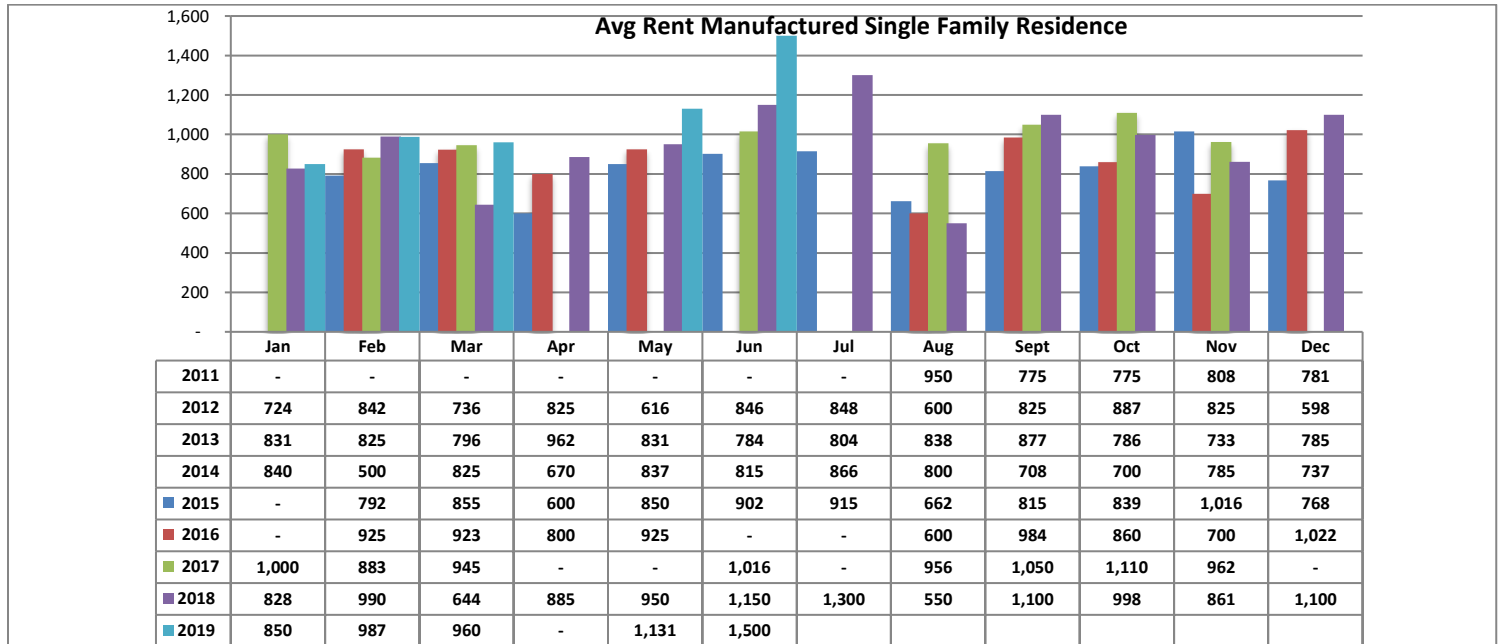


Avg Rent for Mobile Homes - June 2019



PLEASE NOTE: The data contained in this report is dynamic in nature and therefore subject to change and adjustment with the passage of time. These figures and charts are an approximation of the flow of business as observed through the Multiple Listing Service of Southern Arizona. This report does not represent all real estate activity in the area as it does not include unrepresented sales, commercial sales or a substantial portion of new home sales. Though the data and materials presented here are deemed to be substantially correct, neither the Tucson Association of REALTORS® nor the Multiple Listing Service of Southern Arizona guarantees, or is in any way responsible for its accuracy.

Avg Rent for MSFR - June 2019

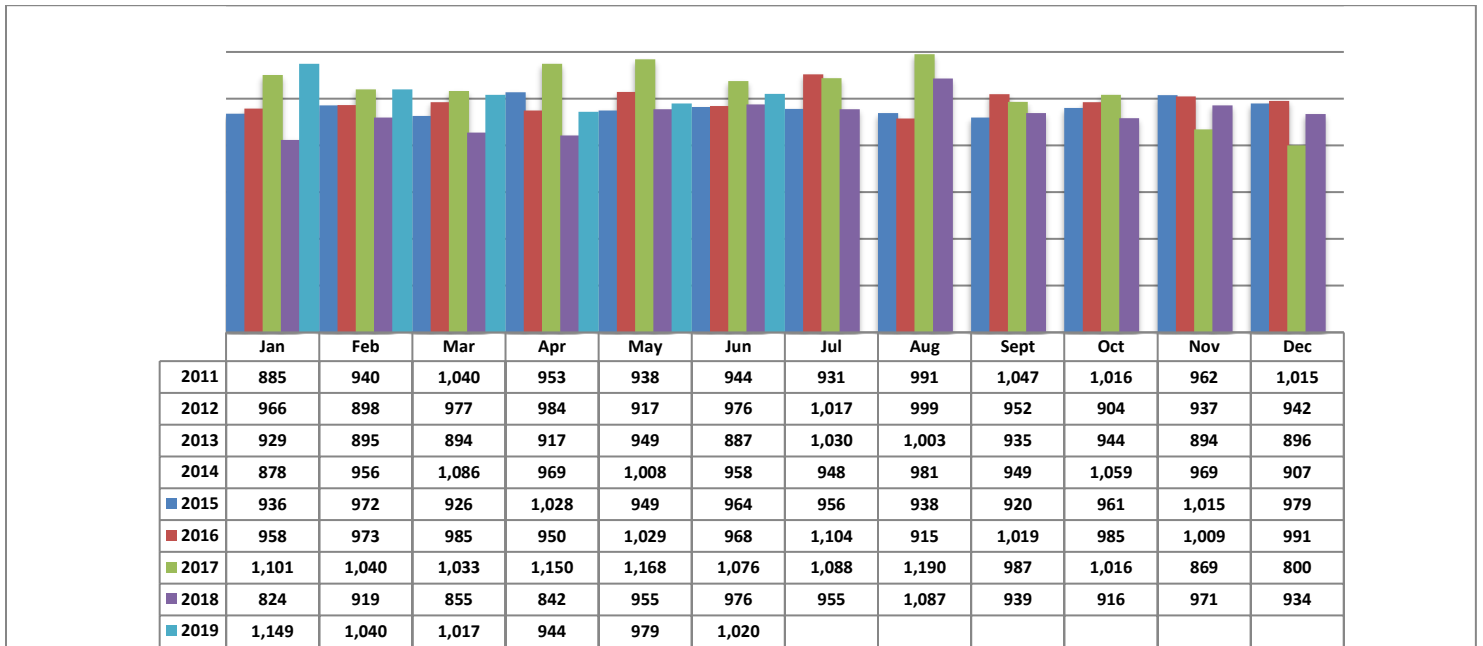


Avg Rent for SFR Homes - June 2019

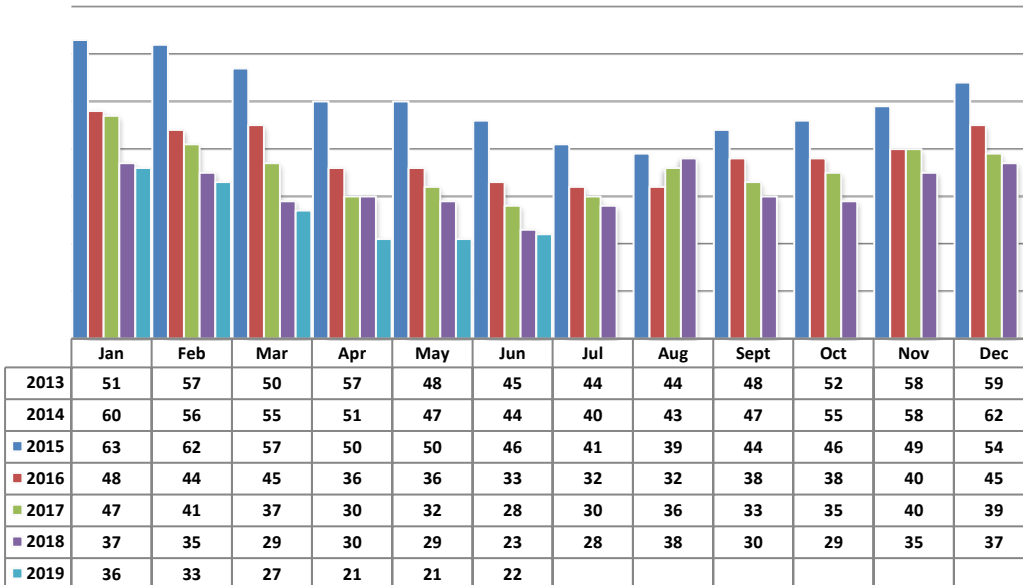


PLEASE NOTE: The data contained in this report is dynamic in nature and therefore subject to change and adjustment with the passage of time. These figures and charts are an approximation of the flow of business as observed through the Multiple Listing Service of Southern Arizona. This report does not represent all real estate activity in the area as it does not include unrepresented sales, commercial sales or a substantial portion of new home sales. Though the data and materials presented here are deemed to be substantially correct, neither the Tucson Association of REALTORS® nor the Multiple Listing Service of Southern Arizona guarantees, or is in any way responsible for its accuracy.

Avg Rent for Townhomes - June 2019



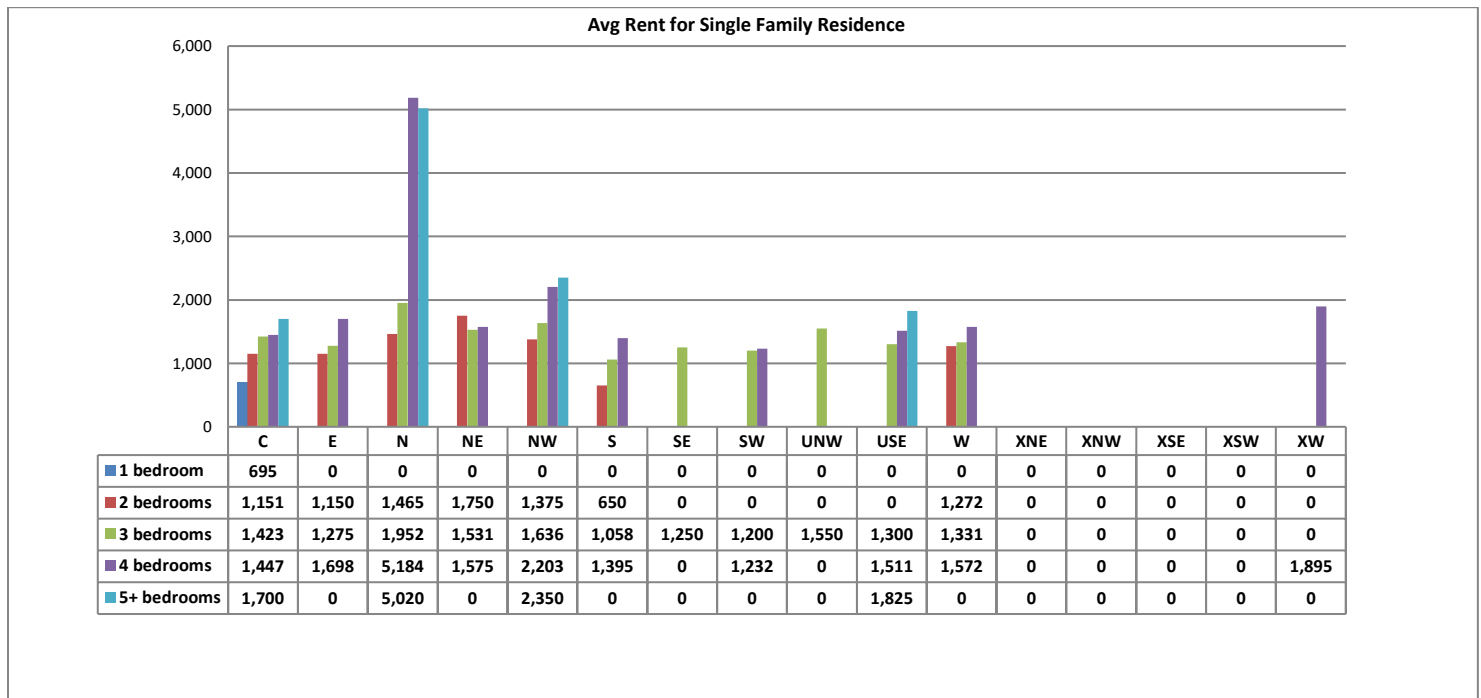
Average Days on Market/Listing



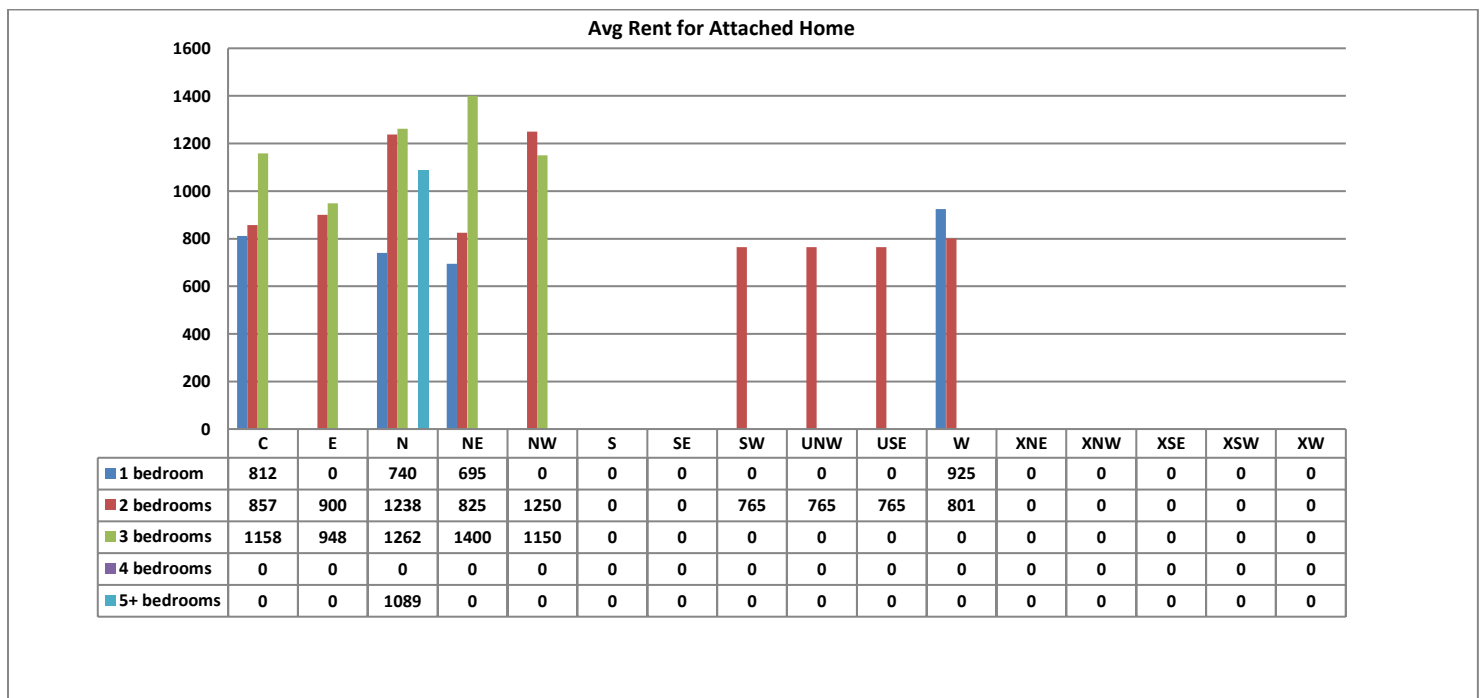
Area	# of Listings
C	29
E	15
N	22
NE	15
NW	22
S	22
SE	34
SW	19
UNW	23
USE	20
W	10
XNE	0
XNW	0
XSE	0
XSW	0
XW	9

PLEASE NOTE: The data contained in this report is dynamic in nature and therefore subject to change and adjustment with the passage of time. These figures and charts are an approximation of the flow of business as observed through the Multiple Listing Service of Southern Arizona. This report does not represent all real estate activity in the area as it does not include unrepresented sales, commercial sales or a substantial portion of new home sales. Though the data and materials presented here are deemed to be substantially correct, neither the Tucson Association of REALTORS® nor the Multiple Listing Service of Southern Arizona guarantees, or is in any way responsible for its accuracy.

Average Single Family price per # of bedrooms – June 2019

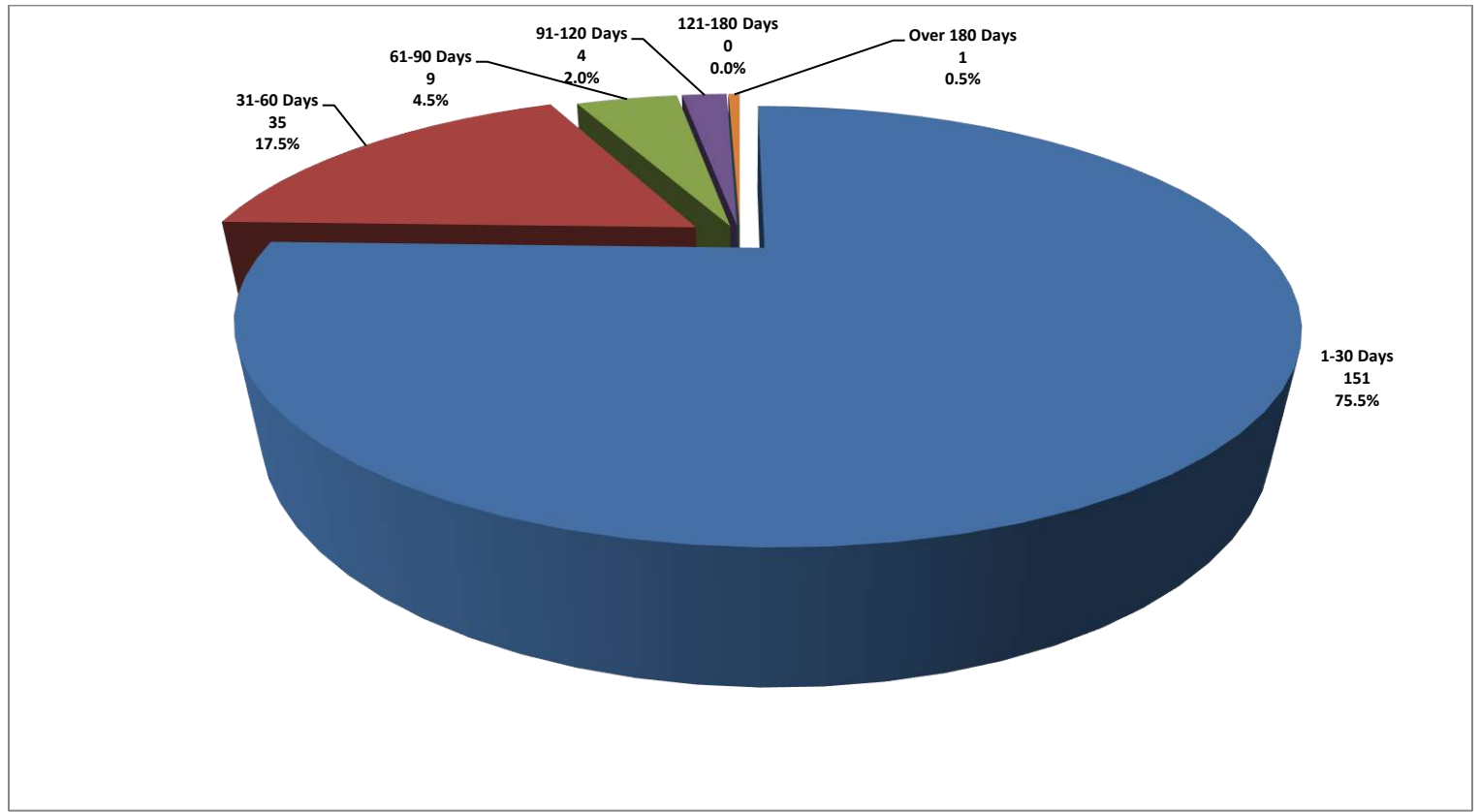


Average Attached Home price per # of bedrooms – June 2019



PLEASE NOTE: The data contained in this report is dynamic in nature and therefore subject to change and adjustment with the passage of time. These figures and charts are an approximation of the flow of business as observed through the Multiple Listing Service of Southern Arizona. This report does not represent all real estate activity in the area as it does not include unrepresented sales, commercial sales or a substantial portion of new home sales. Though the data and materials presented here are deemed to be substantially correct, neither the Tucson Association of REALTORS® nor the Multiple Listing Service of Southern Arizona guarantees, or is in any way responsible for its accuracy.

Average Days on Market/Listing for June 2019 Breakdown



PLEASE NOTE: The data contained in this report is dynamic in nature and therefore subject to change and adjustment with the passage of time. These figures and charts are an approximation of the flow of business as observed through the Multiple Listing Service of Southern Arizona. This report does not represent all real estate activity in the area as it does not include unrepresented sales, commercial sales or a substantial portion of new home sales. Though the data and materials presented here are deemed to be substantially correct, neither the Tucson Association of REALTORS® nor the Multiple Listing Service of Southern Arizona guarantees, or is in any way responsible for its accuracy.